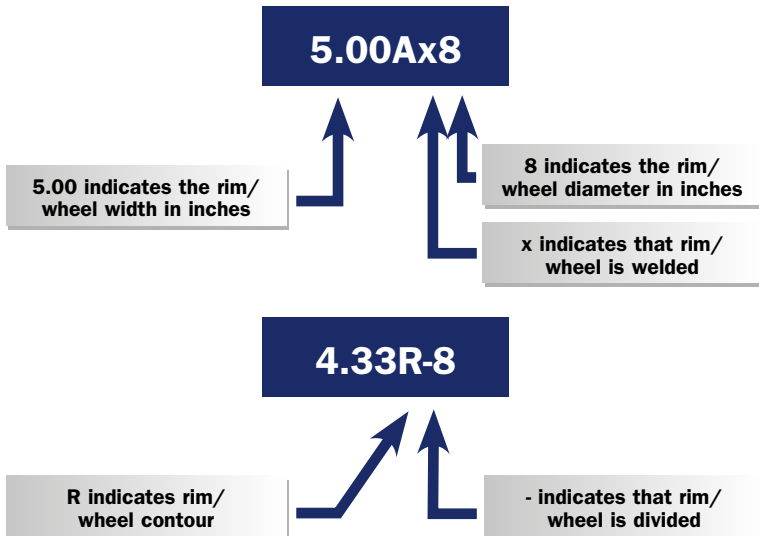


# Technical information about rims and wheels

## Size

The first figure specified for a rim or wheel indicates its width in inches. The last figure indicates its diameter in inches. The letter after the first figure indicates the contour of the rim or wheel.

The symbol after the letter indicates whether it has been assembled or welded.



# The difference between a rim and a wheel

## Rim

A rim consists of two drop-centred disc or two flat-based disc with a bore, welded or assembled. The rim is fitted onto a hub and therefore it is vital that the diameter of the pitch circle of the stud holes is the same on the rim as on the hub. The standard stud holes are pressed with a conical stud seat of 60°, 80° and 90° both for welded and assembled rims.

A wide range of bores are available so that rims can be supplied with a bore to meet your specific demands.



## Wheel

A wheel consists of two drop-centred disc welded together or two flat-based disc assembled, and an integral hub.

A wide range of integral hubs is available making it possible also to place the hub in an offset position.



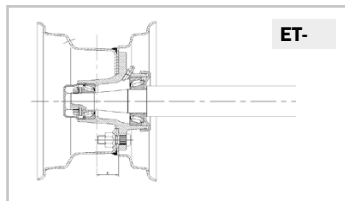
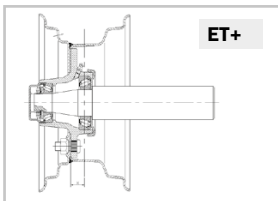
## Offset

The offset is measured from the centre of the rim/wheel to the hub side of the inner plate.

The offset can be positive (+) or negative (-).

Two more conditions must be fulfilled before we are able to make an offset. It is necessary that the dimension and the disc contour are the same on both disc.

Therefore wheels can be designed specifically for the functions required by your construction.



## The paint finish

Trelleborg uses a fully automated phosphating and powder painting facility which gives the products a perfect finish and allows the choice of more than fifty different

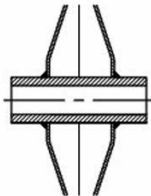
RAL colours. Furthermore, there is the possibility to choose your own colour outside this range when ordering a large number of units.

## Integrated hub types

The integrated hubs are designed to match the axle specifications and the required load capacities. The hubs can be designed with a number of different bearings,

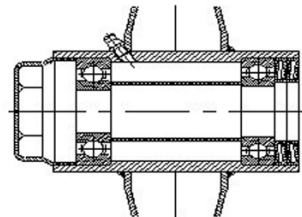
lubrication nipples, stub axles, seals, caps, axles and other features or have a more plain design.

Examples of integrated hubs types available



**Type of hub: hub PL**

**Bearing: none/with key-way**



**Type of hub: hub EK**

**Bearing: ball bearing**

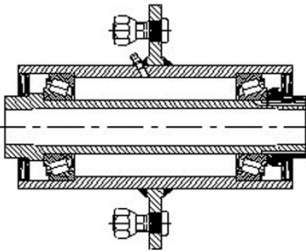


## Hub types and axle

Trelleborg also produces a wide range of hubs and stub axles (up to a length of 600 mm). The hubs are designed with a flange of different size and bores matching the rim specifications.

Furthermore the hubs can be designed with a number of different bearings, lubrication nipples, seals, caps, axles and other features.

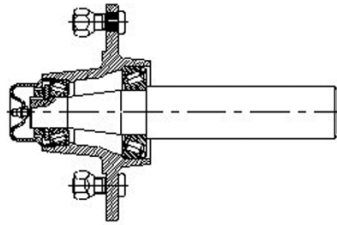
Examples of hubs available



### Type of hub: hub GC

Hub for fork mounting.  
Possible to get different sizes.

**Bearing: ball bearings  
or tapered roller bearings**



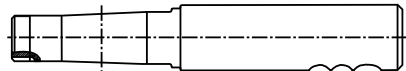
### Type of hub: cast hub EC

Possible to get different sizes with  
suitable axles.

**Bearing: ball bearings  
or tapered roller bearings**

The axles produced are designed to match the hub of the wheel and the construction on which the axles are mounted.

Example of axles available



Trelleborg is available for information about design of wheels, rims, hubs and axles to match the requirements of your construction.

